

NACPRO Campground Survey 2019

Monday, December 09, 2019

112

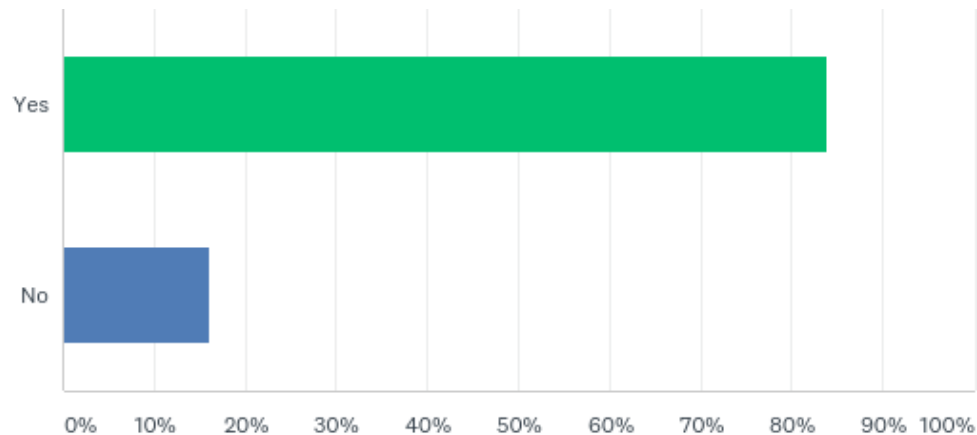
Total Responses

Date Created: Friday, November 08, 2019

Complete Responses: 103

Q1: Does Your Park system have campgrounds?

Answered: 112 Skipped: 0



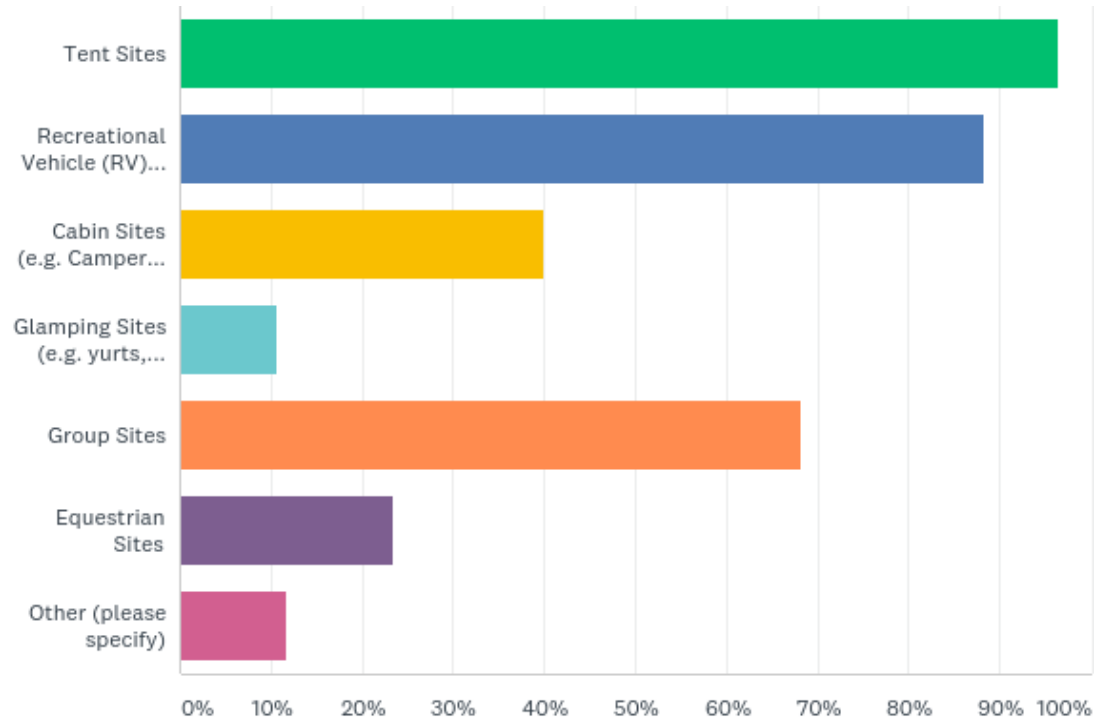
Q1: Does Your Park system have campgrounds?

Answered: 112 Skipped: 0

ANSWER CHOICES	RESPONSES	
Yes	83.93%	94
No	16.07%	18
TOTAL		112

Q2: What type of campsites are within your campground? (Check All that Apply)

Answered: 85 Skipped: 27



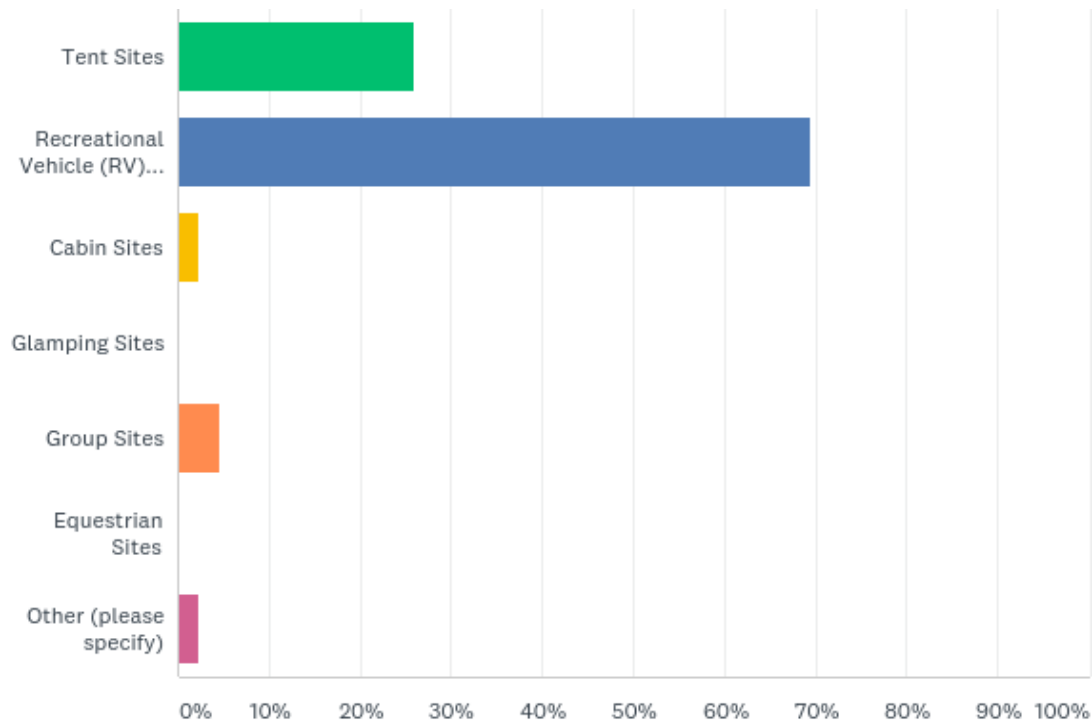
Q2: What type of campsites are within your campground? (Check All that Apply)

Answered: 85 Skipped: 27

ANSWER CHOICES	RESPONSES	
Tent Sites	96.47%	82
Recreational Vehicle (RV) Sites	88.24%	75
Cabin Sites (e.g. Camper Cabins, Park Models)	40.00%	34
Glamping Sites (e.g. yurts, tipis, safari tents)	10.59%	9
Group Sites	68.24%	58
Equestrian Sites	23.53%	20
Other (please specify)	11.76%	10
Total Respondents: 85		

Q3: Which Category of Campsites represent the Majority (50% or greater) of your Campsites? (Check Only One)

Answered: 85 Skipped: 27



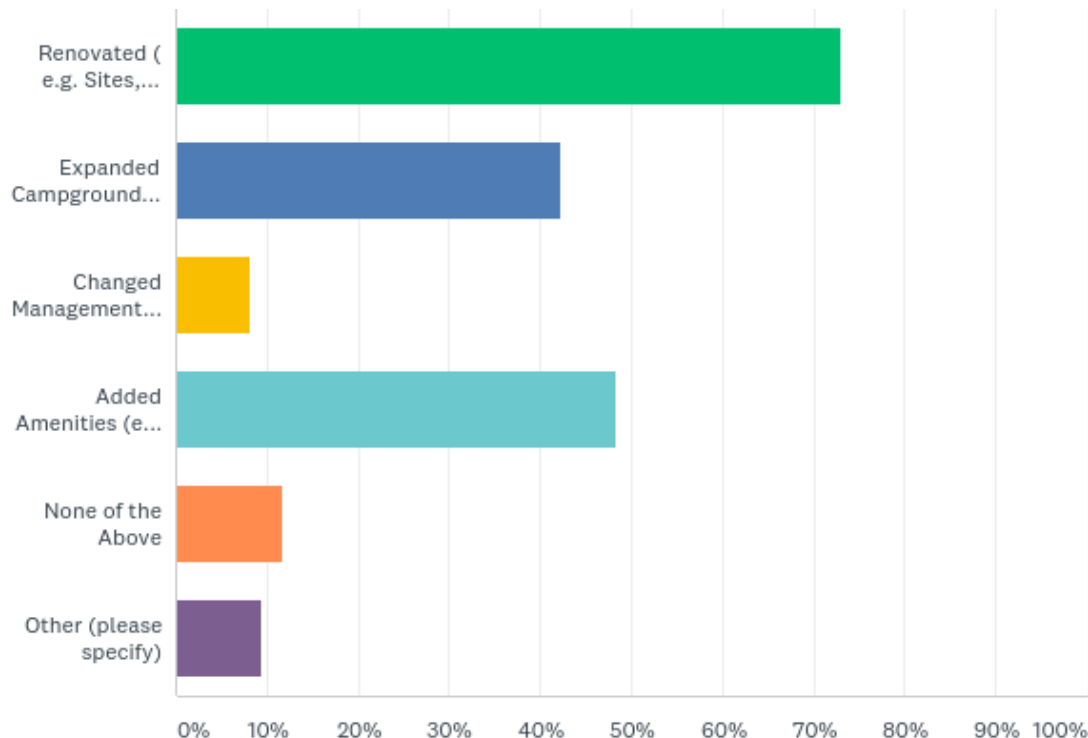
Q3: Which Category of Campsites represent the Majority (50% or greater) of your Campsites? (Check Only One)

Answered: 85 Skipped: 27

ANSWER CHOICES	RESPONSES	
Tent Sites	25.88%	22
Recreational Vehicle (RV) Sites	69.41%	59
Cabin Sites	2.35%	2
Glamping Sites	0.00%	0
Group Sites	4.71%	4
Equestrian Sites	0.00%	0
Other (please specify)	2.35%	2
Total Respondents: 85		

Q4: In the last five (5) years which of the following changes have you made with your campgrounds? (Check all that apply)

Answered: 85 Skipped: 27



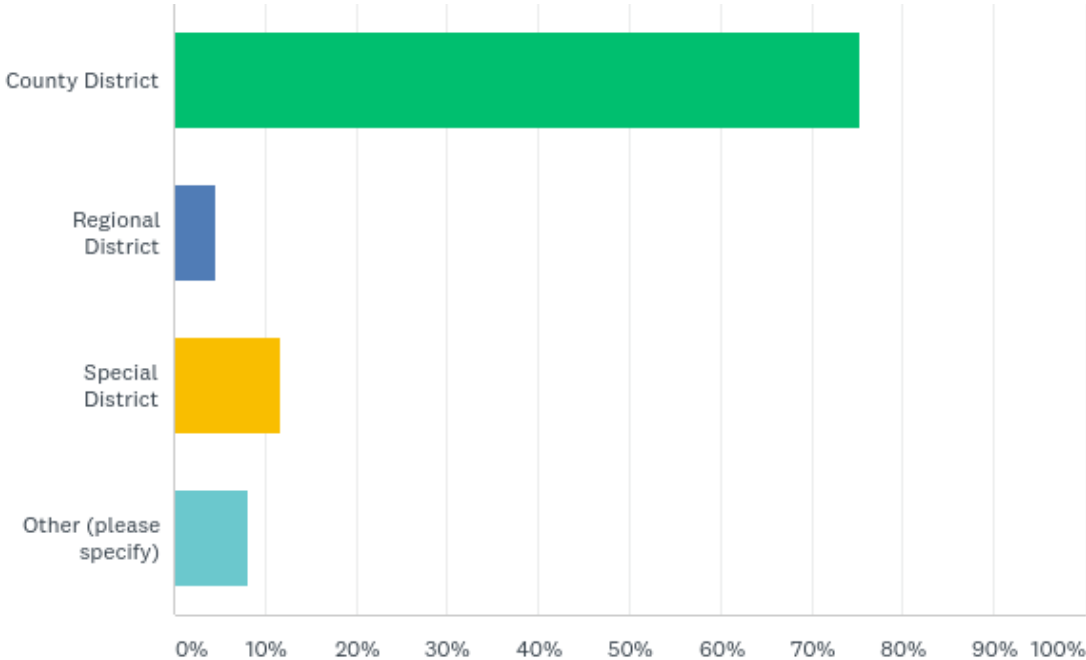
Q4: In the last five (5) years which of the following changes have you made with your campgrounds? (Check all that apply)

Answered: 85 Skipped: 27

ANSWER CHOICES	RESPONSES	
Renovated (e.g. Sites, Bathrooms, Utilities) Campgrounds	72.94%	62
Expanded Campground Inventory (e.g added sites)	42.35%	36
Changed Management Model (e.g. moved from outsourced to self manage or vice versa)	8.24%	7
Added Amenities (e.g WIFI, Shade Structures, Play Structures, etc.)	48.24%	41
None of the Above	11.76%	10
Other (please specify)	9.41%	8
Total Respondents: 85		

Q6: What is your park district type? (Check Only One)

Answered: 85 Skipped: 27



Q6: What is your park district type? (Check Only One)

Answered: 85 Skipped: 27

ANSWER CHOICES	RESPONSES	
County District	75.29%	64
Regional District	4.71%	4
Special District	11.76%	10
Other (please specify)	8.24%	7
TOTAL		85